

## **Gown Utilization and Supply Preservation**

We have very limited gown supply and need to implement a gown preservation process immediately. The CDC addresses crisis situations regarding this. This should be temporary until we secure more gowns which we expect will improve in the next 7 days.

Beginning today for COVID-19+ patients, EXTENDED wear of isolation gowns is required accompanied with consolidation of your care activities. Isolation gown REUSE (cloth & disposable) is PERMITTED. *COVID rule out patients are NOT included in extended use gown.*

These expectations are outlined in detail below.

### **EXTENDED WEAR – REQUIRED**

- Disposable or Cloth Isolation Gowns can be worn multiple times for more than one patient who has COVID (COVID only, no additional isolations types. For example, C-Diff requires a new gown)
- This includes both disposable and cloth gowns (available at LMC only at this time)
- Staff will wear the gown from room to room when seeing patients consecutively, while removing gloves and doing hand hygiene between patients. Aprons can be worn over gowns to protect them from becoming soiled and discarded before leaving each patient's room. (white plastic aprons)
- Extended wear is REQUIRED in the following circumstances when providing patient care for more than one COVID patient in succession:
  - Nurses or PCTs
  - Proning teams
  - Respiratory
  - EVS cleaning rooms of multiple COVID patients consecutively
    - When **terminally** cleaning a room, start with a clean gown and dispose of that gown when cleaning of the room is complete
  - Physicians and other providers (one gown per unit – only COVID pts)
  - Radiology staff
  - Therapies (PT/OT)
  - Drive up Testing (ED & MLHC)

### **REUSE – RECOMMENDED WHEN FEASIBLE**

Disposable or cloth isolation gowns must be reused when feasible and SAFE doffing can be accomplished. If the disposable or cloth gown becomes soiled or damaged please disposed of properly.

Reuse may be accomplished in the following manner:

- Upon exiting the room when staff has completed care and going to a common area (nursing station, desk top computer) the gown will be hung on a hook outside of the room for use at a later time.

- When reusing gowns, please use the hooks outside the room to store your gown. Label your gown with your initials and secure it to a hook. Gowns should not be stacked – one hook and one gown please.
- The gown will be discarded at the end of the workday.

**EDs will use:**

- A. For COVID + patients **EXTENDED WEAR** process may be used.
- B. For Rule out COVID patients, a gown may be hung outside of the patient room for **REUSE** for that patient only.

## **Per CDC Crisis Capacity Strategies MLH will be implementing extended use of Isolation Gowns**

**Healthcare Providers caring for patients who are  
COVID-19+ should extend the use of their isolation gown**

### **DO:**

- Do wear isolation gown for more than one patient
- Do wear a plastic apron over the gown when providing care – doff apron and gloves after each encounter
- Do bundle/cluster patient care
- Do discard isolation gown if becomes soiled or damage (as usual practices)
- Do perform hand hygiene and don clean gloves between patients.

### **DO NOT:**

- Do not use or wear isolation gowns in common area such as (nurses' station, bathroom, medication room, kitchenette or cafeteria)
- Do not wear isolation gowns from unit to unit; however, it is permitted on adjoining units
- Do not touch your face, the walls, rails or anybody else until reaching the next room.
- Do not use a damage or soiled isolation gown
- Do not use extended wear gowns for patients with additional co-infectious diagnoses transmitted by contact (such as *Clostridioides difficile*) among patients.
- Do not wear extended use gown with Non-COVID patients or Rule Out COVID patients.



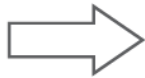
# COVID-19 UNIT

## Outside Patient Room

### PPE for Extended Wear

## Gloves

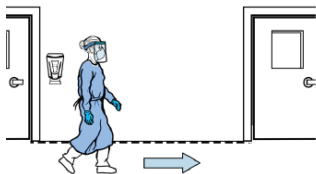
After glove removal in the patient room, exit and...



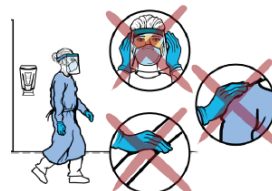
**Sanitize**  
hands.



## Walking



**Walk** to next patient with confirmed COVID-19 (marked) while **remaining** in marked zone.



**Do not touch** your face, the walls, rails, or anybody else until reaching the next room.

## Entry


**Sanitize**  
hands.



**Put on** fresh  
gloves.



**Enter**  
NEXT  
COVID-19  
patient  
room.



**Do not** touch face or re-adjust N95 or face shield inside room.

